

linea



## FINITURA


# dolomya

La Linea Dolomya è caratterizzata da un esclusivo metodo di lavorazione che rispetta ed esalta le qualità naturali della pietra, lasciando inalterati i colori in tutte le loro sfumature. Le superfici rivelano la loro caratteristica naturale risposta alla lenta erosione, offrendo un effetto morbido e carezzevole al tatto.

Dolomya line of products is characterized by an exclusive manufacture process that respects natural qualities of stones, leaving intact colours in all their shades. Surfaces reveal their natural answer to the slow erosion process by giving a soft and smooth effect at touching.

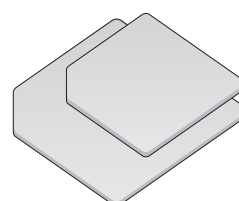
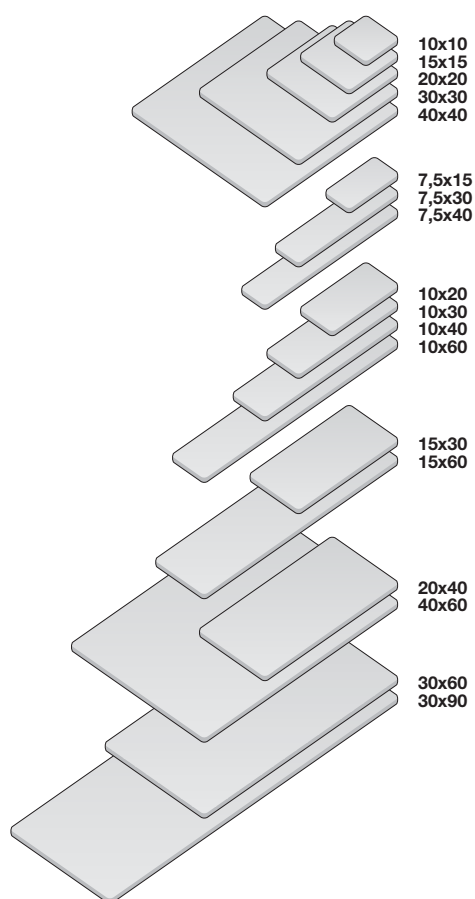
Bordo	Bisellato
Superficie	Ondulata
Trattamento	Idro-Olio Reppellente
Ceratura	Si
Stuccatura	Si
Spessore	1 e 2 cm

Edge	Bevelled
Surface	Wavy
Treatment	Hydro-Oil Repellent
Wax	Yes
Filling	Yes
Thickness	1 and 2 cm

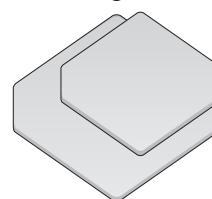


## I FORMATI

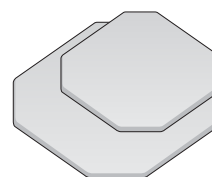
### dolomya



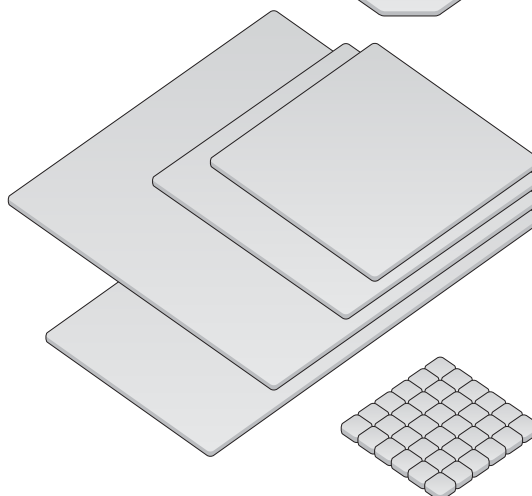
Pentagono 30  
Pentagono 40



Esagono 30  
Esagono 40



Ottagono 30  
Ottagono 40



Grandi formati  
spessore 2 cm

50x50  
60x60  
80x80  
50x100

Mosaico  
vedi pag. 141


I COLORI dolomya "i classici"



Bianco Perlino



Botticino Semiclassico



Rosso Verona



Rosa Perlino

I COLORI dolomya "gli esclusivi"



Crema Luna



Giallo Mediterraneo



Bianco Rosato



Radica Noce



Verde Sottobosco



Tabacco

I COLORI

dolomya "i classici"



Bianco Carrara



Bardiglio Imperiale



Verde Alpi



Nero Marquina

I COLORI

dolomya "i travertini"



Travertino Noce



Travertino Rosa




Travertino Scabas



Travertino Rosso



Travertino Giallo



Travertino Chiaro